



Patheon® Release 16 Notes

Patheon Release 16 includes two new features. Click on either feature to get more details on the specific highlights of this release:

[Portal: Introduction of the Multi-Vehicle Member Segment](#)

[Essential Web App \(EWA\): QR Code Recognition at an Attended POS Terminal](#)

If you have any questions about this or past releases, please contact the Knowledge Center at 330.645.3299 or Knowledgecenter@drb.com

Portal: Introduction of the Multi-Vehicle Member Segment

In addition to the initial pre-defined Segments, a Multi-Vehicle Members segment is now available.

With the Multi-Vehicle Member Segments, sites can view customers with family plans and/or multi-vehicle plans.

The new segment includes customers who have an Active, Suspending, Suspended, Discontinuing and Reloaded plan with two or more vehicles.

The screenshot shows the Patheon portal interface. The top navigation bar includes 'OPERATIONS', 'REPORTS', 'CONFIGURATION', and 'HELP'. The left sidebar contains various menu items: Sites, Segments (highlighted), Profit Centers, Services, Products, Plans, Discounts, Codes, Employees, Customers, Kiosks, and Alerts. The main content area is titled 'MULTI-VEHICLE MEMBERS' and includes a 'Back to Segments' link. Below the title, there is a summary card with the following details:

- TYPE: Customer
- ORIGIN: Predefined
- CREATED BY: System
- DESC: Members with multi-vehicle active plans.
- STATUS: Active
- SHORT NAME: MultiVehicle
- LAST UPDATED: 7/29/22 10:45:46am
- VISIBILITY: Shared

Below the summary card is an 'ENTRIES' section with an 'EXPORT ENTRIES' button and a search bar labeled 'Enter Name'. A pagination indicator shows '284 total' and '1 2 3 ... 21'. The entries are displayed in a table with the following columns: Customer Name, Phone Number, Email, License Plate, and RFID Number.

Customer Name	Phone Number	Email	License Plate	RFID Number
Nannie J Abernathy S	3556321	Carlotta.Kohler90@hotmail.com	ER8 5195 RB91VG8	81212+258685 94881+294664
Parker J Abernathy I	838 234 5678	Marvin71@gmail.com	IE280AC CAZINJB GKQ68M	82945+564969 46395+233994 81188+891562
Ruby J Altenwerth I	2985343	Fabiola.Botsford53@hotmail.com	130ZS80 QDNZUFW	88888+922798 64311+694811
Carmelo J Bailey I	846 8971	Kallie16@hotmail.com	G28MLCU	92798+867253 47188+833778

Essential Web App (EWA)

Patheon's Essential Web App (EWA) combines the features of a modern browser with the benefits of a mobile e-commerce experience.

QR Code Recognition at an Attended POS Terminal

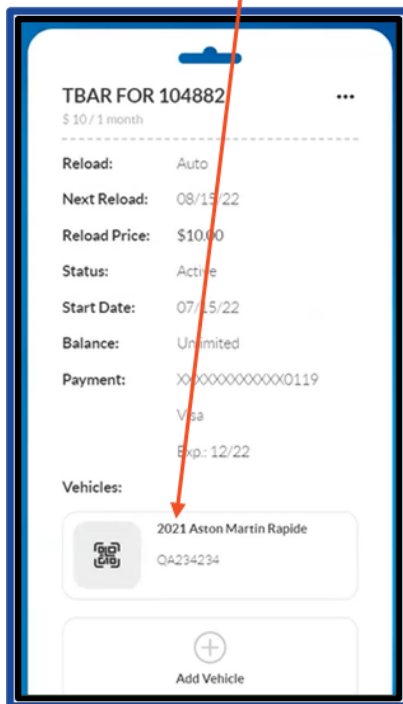
QR codes generated by a plan purchase in the EWA are now recognized at attended POS terminals.

When arriving at an attended POS terminal, the user opens the QR code that is associated with their vehicle and an active plan.

The consumer can find their QR code one of two ways:

- Open the app, find their active plan card, and select their vehicle or
- Open the QR code that was shared with them

In-app QR code

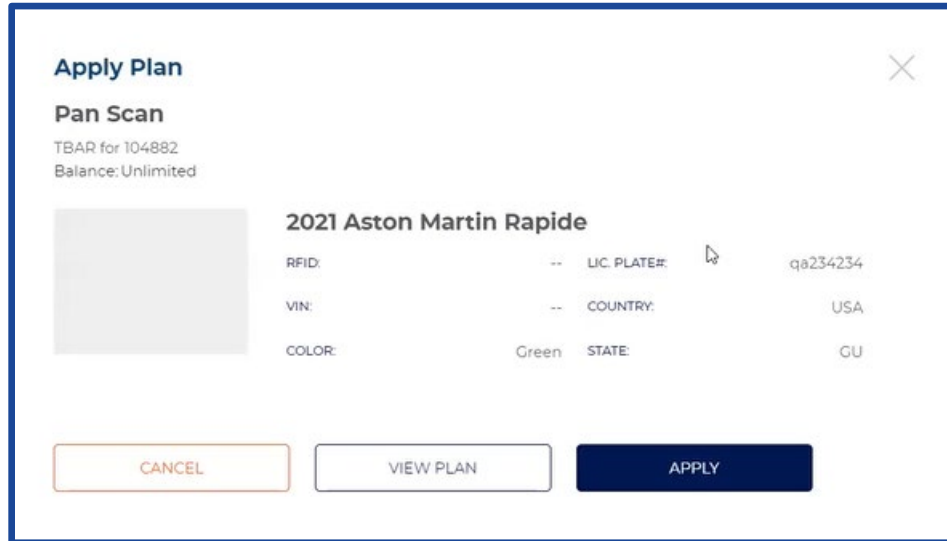


QR code can be shared or scanned



With the **Customers** panel open on the POS, the wash attendant scans the QR code.

The **Apply Plan** modal appears containing the vehicle and plan information associated with that QR code.



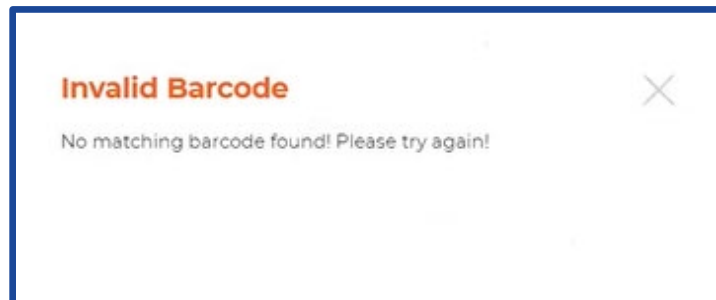
The screenshot shows a modal window titled "Apply Plan" with a close button (X) in the top right corner. Below the title is the section "Pan Scan" with the text "TBAR for 104882" and "Balance: Unlimited". To the left of the vehicle details is a grey placeholder for a QR code. The vehicle is identified as a "2021 Aston Martin Rapide". The details are as follows:

Field	Value
RFID	--
LIC. PLATE#	qa234234
VIN	--
COUNTRY	USA
COLOR	Green
STATE	GU

At the bottom of the modal are three buttons: "CANCEL" (orange outline), "VIEW PLAN" (white outline), and "APPLY" (dark blue solid).

The attendant can select **Apply** to apply the plan and enter the wash into the queue.

If an invalid barcode is scanned, an **Invalid Barcode** message appears.



The screenshot shows a modal window with the title "Invalid Barcode" in orange text and a close button (X) in the top right corner. Below the title is the message "No matching barcode found! Please try again!" in a smaller, grey font.