

Patheon® Release 31 Notes

Patheon Release 31 includes the following feature enhancements. Click on one of the following links to get more details on specific highlights of this release:

House Accounts Enhancements

- [Addition of a Default Wash](#)
- [Ability to Use Members Only Lanes](#)
- [Accept Partial Payments Toward Total Balance](#)

POS Kiosk

- [Smart Widget Upsells](#)

Products

- [Enhanced Security for Item Sales](#)

If you have any questions about this or past releases, **please have your location code available** and contact the Patheon Support Team in the Knowledge Center at our new number **330.645.4201** or Knowledgecenter@drb.com

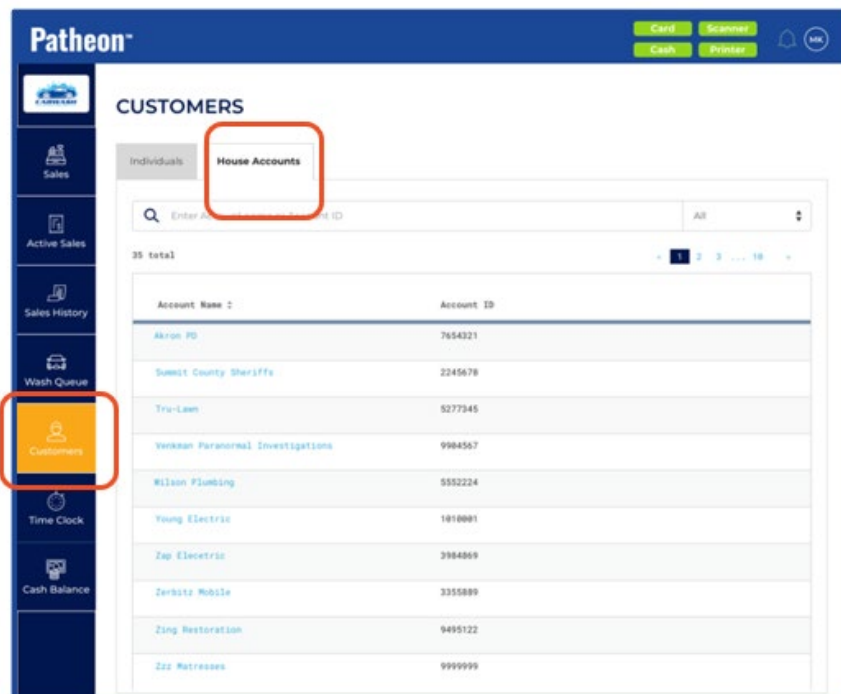
House Account Enhancements

To increase operational efficiency and provide consumers with more convenience and flexibility, several House Account enhancements are now available, including:

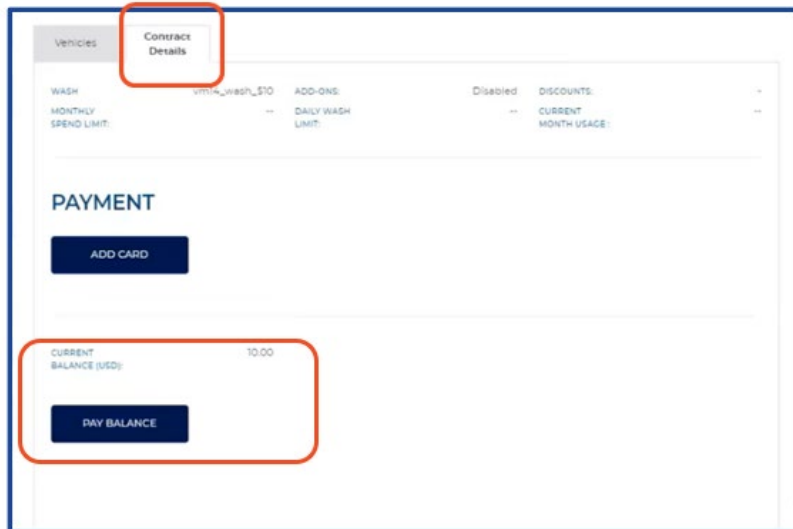
- House accounts are now configured with a specific default wash.

[Click here to learn more about setting a House Account default wash.](#)

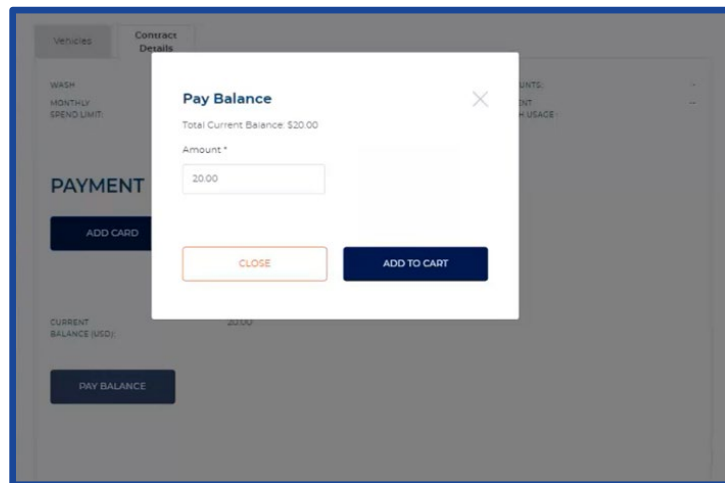
- The default wash requirement now allows House Account members to use the members only lane.
- House accounts can now make partial payments toward their total balance at a cashier terminal. They can pay the total balance or a partial balance (any amount less than the total balance). However, they cannot pay more than the total balance.
 - From the cashier terminal, select **Customers** and then the **House Accounts** tab.



- Locate the house account that's making a payment and select the **Contract Details** tab.



- Select **PAY BALANCE**. A **Pay Balance** dialog opens with the total account balance in the **Amount*** field.



- To pay an amount less than the total balance, enter it in the **Amount*** field.
- Select **ADD TO CART**. The **Pay Balance** dialog closes, the **SALES** panel opens, and a house account payment is added to the cart.



POS - Kiosk

Smart Widget Upsells

Smart Widget configuration was introduced in Patheon Release 29. [Click here](#) to view the complete Release 29 Smart Widget configuration training video.

This release adds additional Smart Widget functionality that includes the ability to use Smart Widgets to configure upsells.

[Click here to learn how to configure upsells at your kiosk with Smart Widgets.](#)

Products

Enhanced Security for Item Sales

To protect your organization's financial well-being, reputation, and long-term sustainability, we have implemented additional transaction security enhancements.

The new security enhancements allow sites to configure minimum and maximum sale limits, as well as a maximum discount limit. Transactions made outside these limits must be performed by staff with a **Nonrestricted Site Manager, Site Admin, or Client Admin** security role.

[Click here to learn more about Enhanced Security for Item Sales.](#)